


CMB Compact Steam Boiler

- Steam Pressures to 90 psig
- Steam Capacity
(9 - 45 Lbs/Hr @ 0 - 90 psig)
- 3 - 15 kW (10 - 51 Mbh)
- 120, 208, 240 and 480 Volt,
1 & 3 Phase (600V Available)
- ASME Section I Pressure Vessel
Carbon Steel Code "M"
(100 psig) (CRN Available)
- 0.430" Dia. Copper Sheath
Heating Elements with
Run Dry Protection
- Automatic Mechanical Float
Valve Water Feeder with Inlet
Check Valve³
- Electronic Low Water Cutoff
(Single Probe)
- Water Level Sight Glass and
Blow Down Drain Valve
- Pressure Gauge (0 - 160 psig)
- ASME Safety Relief Valve

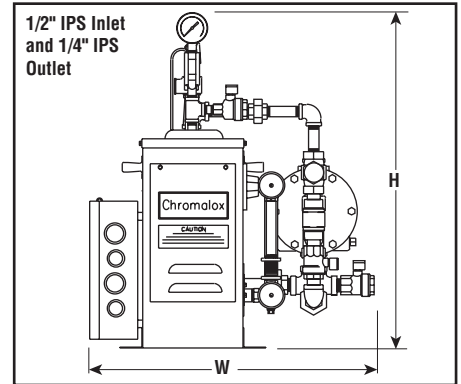
Applications

CMB Low Pressure Steam Generator — Delivers 9 to 45 lbs. of steam per hour at 0 - 90 psig, and is used in many manufacturing processes. The CMB's small size and small capacity make it an ideal "point of use" steam source in industrial plants, computer rooms, laboratories, hospitals, jewelry stores, steam rooms and other spot heating applications. The CMB is also ideal for stand-by operations which require small amounts of steam or humidification during off season periods when the main plant boiler may be shut down.

All CMB steam generators are inspected to rigid quality standards. They are factory tested under operating conditions and are ready to operate.



Dimensions (Inches)
CMB-3



Features

Pressure/Temperature Control easily adjusts operating pressure. Pilot light indicates when boiler is on and element is heating.

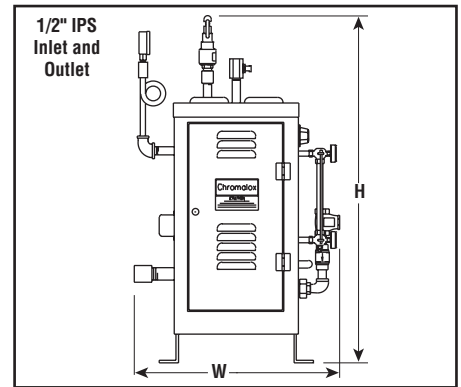
Steam Pressure Gauge provides visual indication of steam pressure.

Mechanical Float Valve Water Feeder can be connected directly to water main, eliminating complicated feed water piping³.

Water Level Sight Glass allows constant visual observation of water level in the generator.

Safe, Reliable Operation is assured by a separate low water cutoff that shuts down the generator if it accidentally runs low on water.

CMB-6 through -15



Specifications and Ordering Information

Steam ¹ Lbs/Hr	Bhp	kW	Volts ²	Ph	Dimensions (In.)			Model	Stock	Wt. (Lbs.)
					W	L	H			
9	0.3	3	120	1	17	15	23	CMB-3	NS	68
9	0.3	3	208	1	17	15	23	CMB-3	NS	68
9	0.3	3	240	1	17	15	23	CMB-3	NS	68
9	0.3	3	208	3	17	15	23	CMB-3	NS	68
9	0.3	3	240	3	17	15	23	CMB-3	NS	68
9	0.3	3	480	3	17	15	23	CMB-3	NS	68
18	0.61	6	208	1	20	30	37	CMB-6	NS	165
18	0.61	6	240	1	20	30	37	CMB-6	NS	165
18	0.61	6	480	1	20	30	37	CMB-6	NS	165
18	0.61	6	208	3	20	30	37	CMB-6	NS	165
18	0.61	6	240	3	20	30	37	CMB-6	NS	165
18	0.61	6	480	3	20	30	37	CMB-6	NS	165
27	0.91	9	208	3	20	30	37	CMB-9	NS	165
27	0.91	9	240	3	20	30	37	CMB-9	NS	165
27	0.91	9	480	3	20	30	37	CMB-9	NS	165
36	1.22	12	208	3	20	30	37	CMB-12	NS	165
36	1.22	12	240	3	20	30	37	CMB-12	NS	165
36	1.22	12	480	3	20	30	37	CMB-12	NS	165
45	1.52	15	208	3	20	30	37	CMB-15	NS	165
45	1.52	15	240	3	20	30	37	CMB-15	NS	165
45	1.52	15	480	3	20	30	37	CMB-15	NS	165

Stock Status: S = stock NS = non-stock
To Order—Specify model, volts, phase, kW and PCN.

1. At 212°F with 50°F feed water.
2. Other voltages are available. Contact your Local Chromalox Sales office.
3. For proper operation, the automatic water feed control unit requires a water supply pressure of 10 psig greater than the operating pressure of the steam generator.

"Under the U.S. Federal Safe Drinking Water Act, it is unlawful to install or use this product in any service that comes into contact with water for human consumption (including drinking, food or beverage preparation, hand washing, or teeth brushing). This product is intended exclusively for use in non-potable service."